



# TIMKEN

## Need Reliability, Performance and Improved Installation? **TIME TO ADAPT.**

The metal industry's tough environment places extreme demand on equipment. That makes maintaining operations and reducing downtime essential in continuous casters where performance and reliability are critical.

### **ADAPT Bearing Innovation**

Timken's new ADAPT high-capacity bearing offers mill operators the reliability they demand. The innovative design redefines the preferred choice of bearings for the float position in strand roll support segments.

The Timken® ADAPT™ bearing evolves the traditional cylindrical roller bearing and spherical roller bearing configuration into its new design. Its proprietary outer race and roller profiles and a cylindrical inner ring combine the key attributes of both bearing types. The full complement of rollers maximizes load capacity.

### **Installation Made Easier**

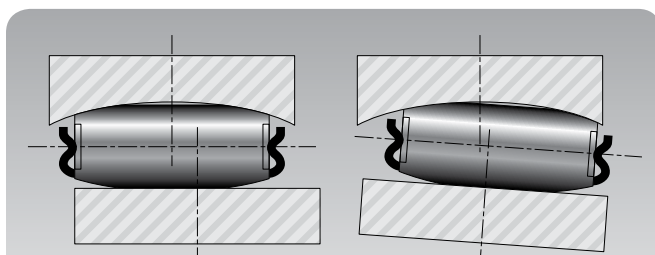
The ADAPT bearing consists of an inner ring, outer ring and roller/retainer assembly. The retainer holds the rollers in position, creating a single assembly that prevents the rollers from being damaged during mounting and dismounting.



The separable components simplify installation, removal and inspection. The inner ring and outer ring can be installed in either direction, helping to avoid mounting errors. No special tooling is required.

### **The ADAPT bearing offers the continuous caster industry:**

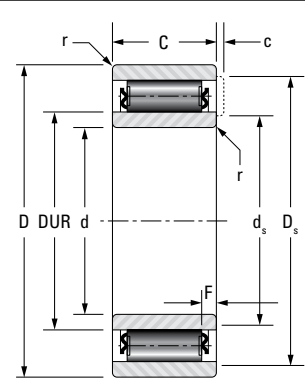
- *A full-complement design with a roller retainer to help eliminate roller fallout during handling, making installation easier*
- *Simultaneous full misalignment and axial displacement capabilities, for optimum performance*
- *Unique internal geometry optimizing contact stress distribution and roller stability promotes longer design life*
- *Standard ISO dimensions simplifying interchange with toroidal and spherical roller bearings*
- *High static radial capacity for maximum reliability*



The design of the ADAPT bearing allows for simultaneous axial float and a misalignment capacity of 0.5 degrees. The rollers align with the inner ring regardless of axial displacement and misalignment.

## INTRODUCTORY ADAPT BEARING PARTS LISTING

Timken Part Number	d	D	C	DUR (Diameter Under Roller)	Co	F	r (Note 1)	d <sub>s</sub>	D <sub>s</sub>	c	
	Bore	O.D.	Width		Static Capacity	Float	Fillet	Shoulder	Shoulder	Retainer Clearance	Weight
	mm	mm	mm	mm	kN	±mm	mm	mm max	mm min	mm min	Kg
TA4020V	100	150	50	112.8	580	6.0	1.3	111.0	139.5	3.5	3.0
TA4022V	110	170	60	125.4	810	6.0	1.8	123.5	157.0	4.0	4.9
TA4024V	120	180	60	135.5	880	6.0	1.8	133.5	167.0	4.0	5.4
TA4026V	130	200	69	147.8	1140	6.0	1.8	146.0	185.0	4.5	7.8
TA4028V	140	210	69	158.0	1220	6.0	1.8	156.0	195.0	4.0	8.4
TA4030V	150	225	75	169.3	1430	6.4	1.9	167.0	209.0	4.0	10.4
TA4032V	160	240	80	180.6	1680	6.0	1.9	178.5	223.0	5.2	12.9
TA4034V	170	260	90	193.4	1980	7.4	1.9	191.5	240.5	4.8	17.3



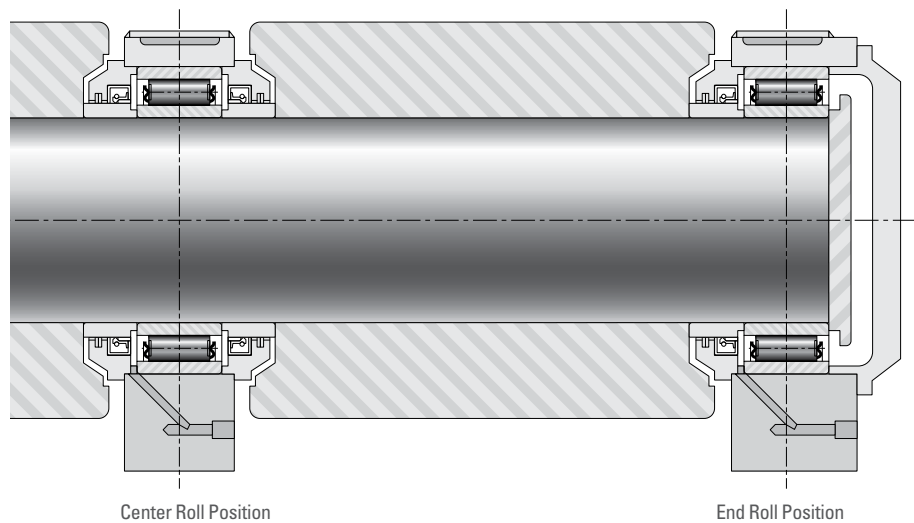
Please contact your Timken sales representative for additional sizes and designs.

Note 1: Maximum shaft or housing fillet radius to clear corners of bearing

All bearings have a misalignment capability of +/-0.5 degrees [8.7 millirads]

## STANDARD MOUNTING

When installed in the end position, the shaft end plate retains the bearing assembly on the shaft. A snapping locating version is available to unitize the assembly when end cover outer diameter is lower than the diameter under roller (DUR). Consult your Timken representative for an application review.



# TIMKEN

The Timken team applies their know-how to improve the reliability and performance of machinery in diverse markets worldwide. The company designs, makes and markets high-performance mechanical components, including bearings, belts, chain, gears and related mechanical power transmission products and services.

**Stronger. By Design.**

[www.timken.com](http://www.timken.com)